Ingenieurbüro für Tragwerksplanung
Dipl.-Ing. Michael Peuser, M.BP.
Auf dem Berge 12
33813 Oerlinghausen

Projekt: GY Brackwede - Neubau eines Holzmodulgebäudes
Beckumer Str. 10
33647 Bielefeld

Plan Nr: B-01
BewPlan:

Bauteil:

Abschn.:

Bauherr: Immobilienservicebetrieb Stadt Bielefeld
August-Bebel-Straße 92
33602 Bielefeld

Auftrag: 2026-18-07
Stahl B500A

Pos. Nr.	Anz.	ø	Länge [m]	Gesamtlänge [m]									Bemerkungen
				ø 8	ø 10	ø 12	ø 14						
1	140	10	2.20		308.00								
2	140	10	1.60		224.00								
3	120	10	2.00		240.00								
4	120	10	1.40		168.00								
5	100	10	1.70		170.00								
6	100	10	1.20		120.00								
7	450	10	1.60		720.00								
8	450	10	1.10		495.00								
9	210	10	1.30		273.00								
10	210	10	0.90		189.00								
11	90	12	0.55			49.50							
12	240	12	0.50			120.00							
13	24	14	2.70				64.80						
14	24	14	2.20				52.80						
15	84	10	1.20		100.80								
16	220	8	1.40	308.00									
17	880	8	0.85	748.00									
Summe L je ø (m)				1056.00	3007.80	169.50	117.60						
kg / m				0.395	0.617	0.888	1.210						
Summe kg je ø				417.1	1855.8	150.5	142.3						

Summe : 2565.745 kg B500A

Projekt: GY Brackwede - Neubau eines Holzmodulgebäudes
Beckumer Str. 10
33647 Bielefeld

Plan Nr: B-01
BewPlan:

Bauteil:

Abschn.:

Bauherr: Immobilienservicebetrieb Stadt Bielefeld
August-Bebel-Straße 92
33602 Bielefeld

Auftrag: 2026-18-07
Stahl B500A

Pos.	Anz.	ø	Länge [m]	Gesamt-länge [m]	dbr /ds	Außenmaße und Innenradien in cm+m Abbiegungen nach SIA 262 / EC2	Bemerkungen
1	140	10	2.20	308.00	4		
2	140	10	1.60	224.00	4	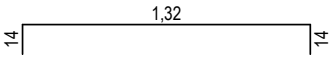	
3	120	10	2.00	240.00	4		
4	120	10	1.40	168.00	4	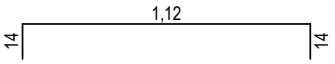	
5	100	10	1.70	170.00	4	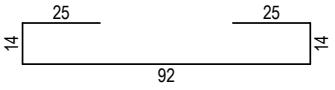	
6	100	10	1.20	120.00	4	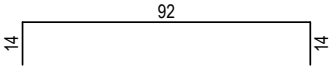	
7	450	10	1.60	720.00	4	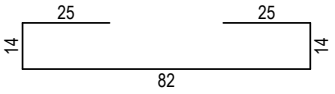	
8	450	10	1.10	495.00	4	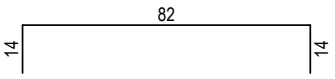	
9	210	10	1.30	273.00	4	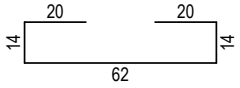	
10	210	10	0.90	189.00	4	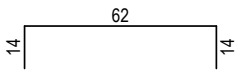	
11	90	12	0.55	49.50	4	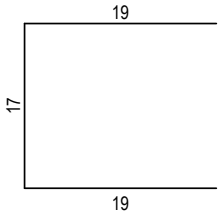	

Projekt: GY Brackwede - Neubau eines Holzmodulgebäudes
Beckumer Str. 10
33647 Bielefeld

Plan Nr: B-01
BewPlan:

Bauteil:

Abschn.:

Bauherr: Immobilienservicebetrieb Stadt Bielefeld
August-Bebel-Straße 92
33602 Bielefeld

Auftrag: 2026-18-07
Stahl B500A

Pos.	Anz.	ø	Länge [m]	Gesamt-länge [m]	dbr /ds	Außenmaße und Innenradien in cm+m Abbiegungen nach SIA 262 / EC2	Bemerkungen
12	240	12	0.50	120.00	4	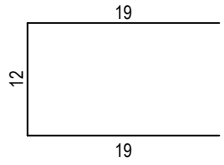	
13	24	14	2.70	64.80	4		
14	24	14	2.20	52.80	4	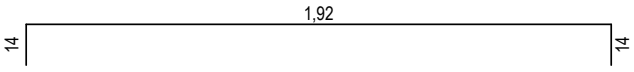	
15	84	10	1.20	100.80	4	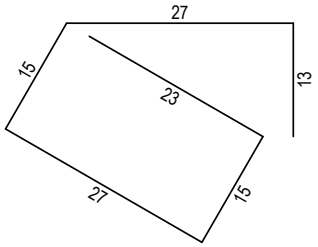	
16	220	8	1.40	308.00	4	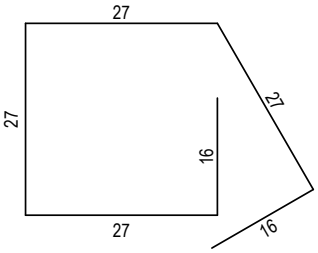	
17	880	8	0.85	748.00	4	